

If you have any questions, please contact me at jamie@teachmommyteach.com

Thank you for downloading!

You May:

- use these resources in your own home or classroom for non-commercial use.
- print as many copies as you would like.
- share the website link, <https://teachmommyteach.com/>, where this printable can be found, so that others can download the file.

You May NOT:

- sell, give away, or share a printed copy. Each person should download separately and print.
- print out a copy for multiple teachers, as in an entire school, co-op, or other group. Each teacher should download separately and print.
- link directly to the pdf. Instead, link to the page on <https://teachmommyteach.com/> or <https://teacherspayteacher.com/> where you found the download.
- claim this or any part of this printable as your own.
- alter this printable and claim it as your own.
- host any of the files on your personal or other websites that can be shared with others.
- Upload this resource to any file sharing sites

Credits!! Thank you Speaking of Images and Open Clipart!



<https://www.teacherspayteachers.com/Store/Speaking-Of-Images>



<https://openclipart.org/>

Sight Words First Grade

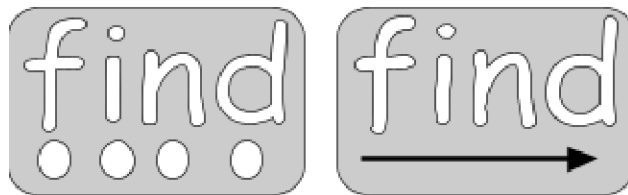

Book 18: Play Ball

Pre-Reading Worksheets

Your child will practice the high-frequency words *find*, *like*, and *play*. Your child will also practice *CVC* words, blends, and previously learned sight words.

Name: _____

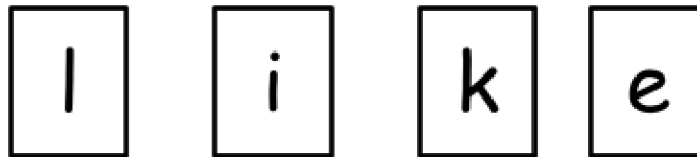
The word **find** can be a difficult word to sound out because the **I** represents a **long i sound**. The letters **I** and **O** may represent their long sounds when followed by two consonants. Touch each dot and say the sound the letter(s) represent. Then, touching the arrow, put the sounds together to sound out the word.




The vowels are **A, E, I, O,** and **U**. All of the other letters are consonants. When a word follows a **vowel-consonant-letter E** pattern, the **vowel** will represent a **long vowel sound** and the **e** will be silent.

The word **like** can be a difficult word to sound out because it follows the **vowel-consonant-letter E** pattern. The letter **e** will be silent and the vowel **i** before the consonant **k** will represent the **long i vowel** sound. Practice sounding out the word **like** with the pictures below as a guide. Draw an **X** over the letter **e** because it is silent.

(If your child is having trouble with this pattern, it will be covered much more in the Later Stages of Bob Books. Do not worry too much about the pattern rule other than exposure at this point.)



Trace the word **like**. Write the word **like**.

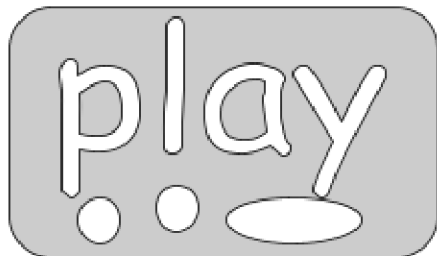
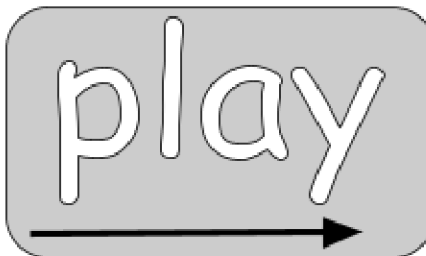



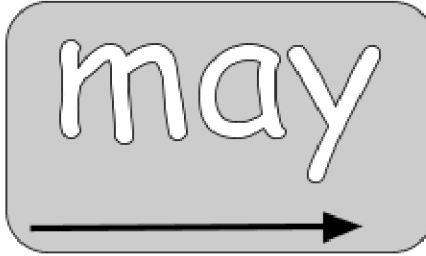




Name: _____

The **AY** represents the **long a sound**. Practice saying the **long a sound**.



Touch each dot and say the sound the letter(s) represent. Then, touching the arrow, put the sounds together to sound out the word. The **AY** represents a **long a sound**.

Name: _____

Let's practice the sight word **they**. The word **they** has two sounds (phonemes). The **th** sound is first. Practice saying the **th** sound.



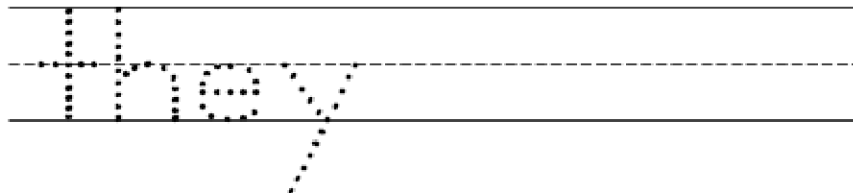
Then the **ey** represents a **long a** sound. It is the same sound as the letter name. Practice saying the **long a** sound.



Practice sounding out the word **they** below using the pictures as a guide.



Trace the word **they**. Copy the word **they**.



Sight Words First Grade


Book 18: Play Ball

Extra Practice

Post-Reading Worksheets

Name: _____

The **AY** represents the **long a sound**. Practice saying the **long a sound**.



Circle the **AY** in each word. Read each word.

play

day

say

may

lay

hay

Read the silly sentences below. Circle all of the **long a sounds** (this includes the **EY** in they).

They like to roll in the hay!

They like to play in the mud!

They like to find bugs!

What are they? They are pigs!

Sight Words First Grade

Book 18: Play Ball

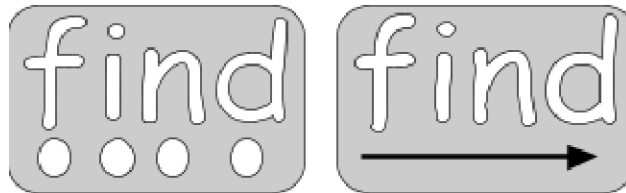
Answers

Pre-Reading Worksheets

Your child will practice the high-frequency words *find*, *like*, and *play*. Your child will also practice CVC words, blends, and previously learned sight words.

Name: **Answers**

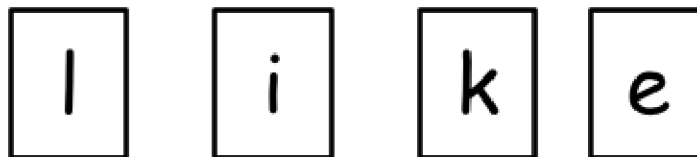
The word **find** can be a difficult word to sound out because the **I** represents a **long i sound**. The letters **I** and **O** may represent their long sounds when followed by two consonants. Touch each dot and say the sound the letter(s) represent. Then, touching the arrow, put the sounds together to sound out the word.



The vowels are **A, E, I, O,** and **U**. All of the other letters are consonants. When a word follows a **vowel-consonant-letter E** pattern, the **vowel** will represent a **long vowel sound** and the **e** will be silent.

The word **like** can be a difficult word to sound out because it follows the **vowel-consonant-letter E** pattern. The letter **e** will be silent and the vowel **i** before the consonant **k** will represent the **long i vowel sound**. Practice sounding out the word **like** with the pictures below as a guide. Draw an **X** over the letter **e** because it is silent.

(If your child is having trouble with this pattern, it will be covered much more in the Later Stages of Bob Books. Do not worry too much about the pattern rule other than exposure at this point.)



Trace the word **like**. Write the word **like**.



Name: Answers

The **AY** represents the **long a sound**. Practice saying the **long a sound**.



Touch each dot and say the sound the letter(s) represent. Then, touching the arrow, put the sounds together to sound out the word. The **AY** represents a **long a sound**.

play • • ○	play →
day • ○	day →
may • ○	may →
say • ○	say →

Name: Answers

Let's practice the sight word **they**. The word **they** has two sounds (phonemes). The **th** sound is first. Practice saying the **th** sound.



Then the **ey** represents a **long a** sound. It is the same sound as the letter name. Practice saying the **long a** sound.



Practice sounding out the word **they** below using the pictures as a guide.



Trace the word **they**. Copy the word **they**.

they they

Sight Words First Grade

Book 18: Play Ball


Answers

Extra Practice

Post-Reading Worksheets

Name: Answers

The **AY** represents the **long a sound**. Practice saying the **long a sound**.



Circle the **AY** in each word. Read each word.

play

day

say

may

lay

hay

Read the silly sentences below. Circle all of the **long a sounds** (this includes the **EY** in they).

They like to roll in the hay!

They like to play in the mud!

They like to find bugs!

What are they? They are pigs!